

9-1-1 ONLINE

WWW.9-1-1ACADEMY.COM

CONTACT

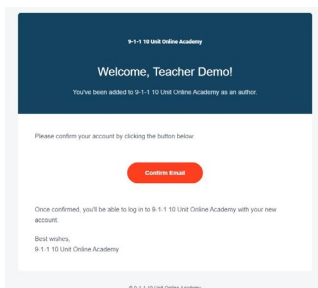
Sue@911Trainer.com

253.435.0911

WELCOME – WE HAVE CREATED YOUR 911 COURSE

THIS IS YOUR GUIDE TO BEGINNING YOUR 9-1-1 ONLINE ACADEMY

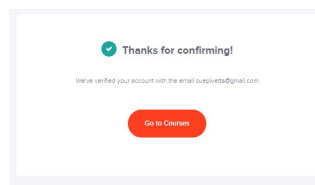
1. **YOU WILL RECEIVE AN INVITE TO SIGN IN TO THE ACADEMY. We will also give you a 'coupon' code for the number of seats you purchased.**
2. **CREATE AN EMAIL AND A PROFESSIONAL BIO AND PICTURE**
3. **GO TO YOUR 'CURRICULUM' TO LEARN THE CONTENT**
4. **CONCEAL ANY OF THE ACTIVITIES YOU DO NOT REQUIRE**
5. **[WATCH THESE VIDEOS](#)**
6. **ADD YOUR STUDENTS (SEE VIDEO) Do not give a password and students will get an invite to your course. They will use the coupon code and give their own password.**
7. **BEGIN YOUR ONLINE COURSE OF STUDY**
8. **PROBLEMS? CONTACT SUPPORT@TEACHABLE.COM AND CREATE A TICKET. USE CHAT FOR IMMEDIATE.**



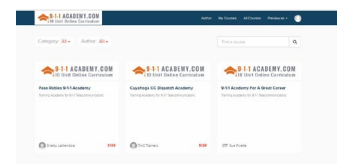
Invite

A screenshot of the "Set a Password" form. It says "Set a Password" and "In the future, you can use this account to access 9-1-1 Online Academy." There is a "Please update your password" button. Below that are fields for "Email Address" (suepivetta@gmail.com), "Full Name" (Teacher Demo), "Password", and "Confirm Password". There is a red "Finish" button at the bottom.

Password



Go to courses



Select your course